



P-LINE
LM - ES PROFESSIONAL SERIES





P-LINE

SIMPLICITY

RELIABILITY

REDUCED FOOTPRINT

Washing machine and tumble dryer Professional P-LINE model: quality and reliability for a professional laundry even in tight spaces.

Ideal to be installed on small restaurants, camping, beauty centre, hairdressers, barbershops and mid-range professional circles.

**Easy to use,
Compact dimensions,
Reliable structure**



24 MONTHS GRANTED WARRANTY!



100% Customer satisfaction!

The frontal and top panel **in stainless steel AISI 304**, *exclusive for IMESA.*

Available on **capacity 7kg and 8kg**, *exclusive for IMESA.*

Dryer and washing machines can be **stacked or installed side-by-side** to occupy a *much-reduced footprint.*

A great **variety of programs**

Washing machine drum **compact and versatile**, *it preserves the most delicate linen.*

Circular drying special movement like an eight, *uniform drying of the linen.*



P-LINE WASHING MACHINES



**STAINLESS STEEL
AISI 304**

GREAT SOLUTIONS FOR SMALL LAUNDRIES

The LM P model by IMESA is characterised by a compact and smart design, perfect on small laundries. It is a versatile and simple solution, suitable for a daily use with great results on all linen type.

- **Top and frontal panel in stainless steel AISI 304;**
- Free - standing;
- Semi-professional microprocessor with 19 factory programs;
- 3 compartments detergent box;
- Strong door with double glass;
- Hot and cold water connection;
- Cylinder and outer drum in stainless steel AISI 304;
- Special drum drilling assuring a perfect evacuation;
- Holed drum lifter, which can be removed to assure a perfect cleaning of the machine;
- Available in two versions: with drain valve or with drain pump

CLEANING FIELD DEDICATED PROGRAMS



The LMP range washing machine includes **five programs specially set for the cleaning** field and dedicated to MOP and microfibers treatment.

IMESA collaboration with the main detergent producers permits developing efficient and specific programs.

HIGH HYGIENIC STANDARDS FOR MEDICAL FIELD



Small communities must assure the highest attention for hygiene standards to their guests about bed linen, bath clothes and all used tissues.

IMESA, for this reason, equipped the washing machine with a **complete set of programs dedicated to disinfection** assuring to these structures the maximum hygiene.

Description	LM 7 PEDP	LM 7 PEDV	LM 8 PEDP	LM 8 PEDV
Capacity (Kg)	7	7	8	8
G-Factor	390	390	390	390
Residual humidity	55%	55%	55%	55%
Exhaust	pump	valve	pump	valve
Voltage	3x400V+N 50 Hz	3x400V+N 50 Hz	3x400V+N 50 Hz	3x400V+N 50 Hz
Machine dimensions (mm)	595x585x850(h)	595x585x850(h)	595x700x850(h)	595x700x850(h)
Net weight (Kg)	76	76	76	76

P-LINE MODEL FLEXIBILITY



LM P washing machine is equipped with an intuitive microprocessor, which allows a quick program selection and starting.

CUSTOMIZED PROGRAMS

- 19 factory programs that can be partially modified on some parameters;
- 3 customised programs can be easily set.

10 programs can be selected from display

HUGE DISPLAY AND KNOB

To select and start the program, the user just needs to scroll the list and press the START key when the program name is displayed.

During the program execution, the display shows all the information referred to the running cycle.

PERFECT BALANCE

Quattro TM is the innovative shock absorber system equipping the P-LINE range. **Four shock absorbers firmly fixed to a steel base:** the washing machine can spin at maximum speed virtually without any vibration.

ENERGY SAVING

The washing machine is equipped with a cold and a hot water connection. Thanks to this system, the machine uses the hot water available in the net **reducing the heating-up time and shortening the program duration, saving energy.**

DRUM EASY CLEAN

Drum lifters are made in plastic, pierced and easy to remove to make easier the drum cleaning. Above all in the case of MOP treatment, a removable lifter helps in the **drum correct cleaning.**

GENTLE WASHING

ActiveDrum TM is **the innovative drum** that equipped the P-Line range.


The piercing is not even to provide maximum performance. Holes in the central area are smaller to treat gently the delicate garments. The peripheral holes are bigger to make easier the evacuation.

The drum edge is angled and the special shape of lifters push the



**SAME MEASURES OF THE
DOMESTIC WASHING MACHINES**

TUMBLE DRYER P-LINE



**STAINLESS STEEL
AISI 304**

PROFESSIONAL DRYING IN A SMALL SURFACE

The tumble dryer ES P model by IMESA maintains compact dimensions and a smart style and, combined with the washing machine, they give the perfect service to small laundries.

- **Top and frontal panel in stainless steel AISI 304;**
- Drum in stainless steel AISI 304;
- Reversible strong door;
- Magnetic door lock;
- Double lint filter;
- Microprocessor with 7 factory programs;
- Lint filter cleaning request at display;
- Residual Humidity Control;
- Butterfly™ system to assure a perfect drying of the linen and

GENTLE AS A BUTTERFLY



IMESA tumble dryer ES P model is equipped with a special system called Butterfly™. Inside the drum, the linen is moved following a special movement, like an eight, which allows **an even drying of the linen.**

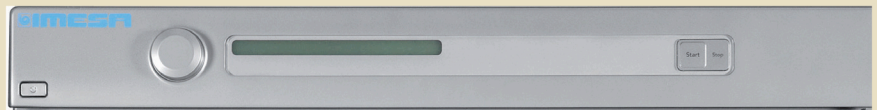
RESIDUAL HUMIDITY CONTROL



The tumble dryer is standard equipped with a special control system that stops the program when the wished residual humidity degree is reached.

Description	ES 65 PEC	ES 65 PEE	ES 65 PEHP	ES 80 PEHP	ES 80 PEE
Capacity (Kg)	7	7	7	8	8
G-Factor	Butterfly™	Butterfly™	Butterfly™	Butterfly™	Butterfly™
Residual humidity	std	std	std	std	std
Exhaust	pump	valve	pump	pump	ventilato
Voltage	1x230V 50 Hz	1x230V 50 Hz	1x230V 50 Hz	1x230V 50 Hz	1x230V 50 Hz
Machine dimensions (mm)	595x585x850(h)	595x585x850(h)	595x585x850(h)	595x726x850(h)	595x726x850(h)
Net weight (Kg)	44	40	52	---	---

Perfect drying, no risks for delicate garments



The ES P model by IMESA is equipped with a very intuitive microprocessor, which allows a quick program selection and starting.

The microprocessor is equipped with 7 programs already tested and installed by the factory. Every program works automatically and stops when the set residual humidity degree is reached.

HUGE DISPLAY AND KNOB

To select and start the program, the user just has to scroll the displayed list and press the START key when the program name appears.

While the program is running the remaining time is displayed.

HIGH ATTENTION FOR THE LINEN

Thanks to the precise residual humidity control, the program stops exactly when the wished drying level is reached.

The highest temperatures allow shortening the drying time; the lowest temperatures assure the most delicate fibers respect.


HEATING PUMP

The tumble dryer ES P model is available with the heating pump system, **an environment-friendly system which allows dropping the energy consumes up to 0,20 kWh/Kg avoiding also the problem of a humid air exhaust.**

The condenser heats the air and pushes it inside the drum to dry the linen. The air passing through the linen is loaded with humidity. The humid air is later cooled.

Condensed water is drained through a tube or collected in a tank inside the dryer, while the condenser heats again the dehumidified air and pumps it back into the drum to dry the linen.

Thanks to the residual humidity control, standard on IMESA tumble dryers, the 7 factory installed programs work in an automatic way: the drying cycle stops only when the residual humidity degree of the linen corresponds with the set value: extra dry, dry, normal dry, iron dry.



EASY MAINTENANCE

A water flush system cleans automatically the condenser filter. The water used is collected in a small tank, which must be emptied when the request is displayed, more or less every 10 cycles.

STACKABLE MACHINES FEW SPACE REQUIRED



COIN OPERATED VERSION

The P-line series could also be coin operated, suitable for small Self-Service laundries, condominium laundries, residential schools, small agritourism, camping and all other infrastructures that need a shared laundry.

The P-line coin operated washing machine has 8 different washing programs.

The series can be equipped with the following payment systems:

- Mechanical Coin Box
- Electronic Coin Box
- Prepaid Key reader
- Central Cash

Mechanical Coin Box*

The simpler and cheaper solution. The cycle starts after inserting the token sold by the laundry owner. This coin operated version is highly suggested for camping, small laundries and stand-alone machines.

Electronic Coin Box*

The cycle starts inserting the amount of money set by the laundry manager. The system accepts different coins. Es.: €2,00 / €1,00 / € 0.50 / €0.20

This solution is the perfect one for people that can't or don't want to manage the supply of tokens and prefer to collect periodically coins from the box.

* Coin boxes can be mounted on the top if machines are positioned one next the other or on the side if they are stacked one above the other as shown in the picture.

Cashless systems – Prepaid Key or Card readers

Using this system, the payment is executed placing the card or key near the reader placed in the front of the machine.

Central Cash

Machines are connected to a central cash where it is possible to select the machine the customer wants to use and consequently make the payment.



www.imesa.it